

Human Transferrin R/CD71 Protein

Cat. No. TFR-HM401



Description

Source	Recombinant Human Transferrin R/CD71 Protein is expressed from HEK293 with His tag and Avi tag at the N-Terminus.
	It contains Cys89-Phe760.
Accession	P02786
Molecular Weight	The protein has a predicted MW of 77.9 kDa. Due to glycosylation, the protein migrates to 78-80 kDa based on Bis-Tris PAGE result.
Endotoxin	Less than 1 EU per µg by the LAL method.
Purity	> 95% as determined by Bis-Tris PAGE
	> 95% as determined by HPLC

Formulation and Storage

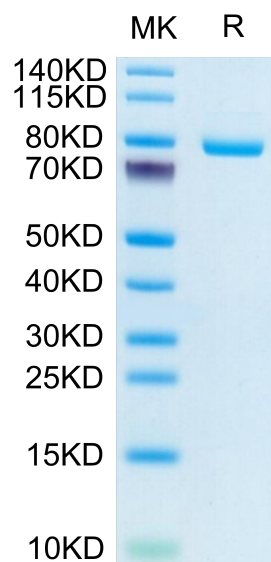
Formulation	Lyophilized from 0.22 µm filtered solution in PBS (pH 7.4). Normally 8% trehalose is added as protectant before lyophilization.
Reconstitution	Dissolve the lyophilized protein in distilled water. Please refer to the Certificate of Analysis for detailed instructions.
Storage	-20 to -80°C for 12 months as supplied from date of receipt. -80°C for 3 months after reconstitution. Recommend to aliquot the protein into smaller quantities for optimal storage. Please minimize freeze-thaw cycles.

Background

The transferrin receptor (CD71) is known as a receptor for IgA1 on mesangial cells. The transcript and protein expression of glomerular CD71 was determined by real-time polymerase chain reaction and immunohistochemistry. Human mesangial cells (HMCs) were treated with sera from IgAN patients and expression levels of CD71 and inflammatory cytokine markers were compared according to disease status.

Assay Data

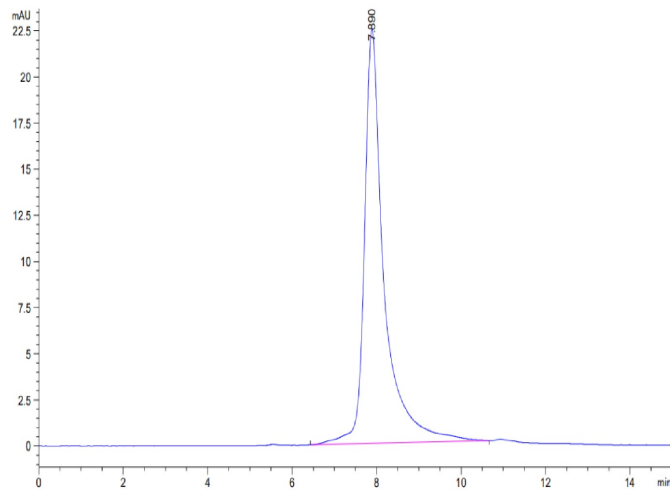
Bis-Tris PAGE



Human Transferrin R on Bis-Tris PAGE under reduced condition. The purity is greater than 95%.

SEC-HPLC

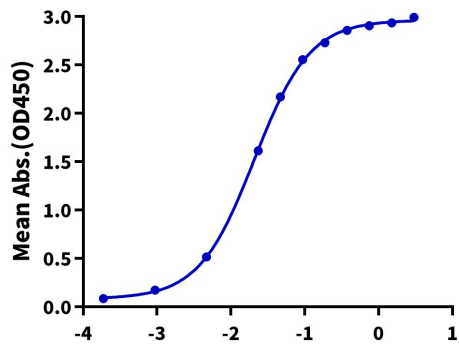
Assay Data



The purity of Human Transferrin R is greater than 95% as determined by SEC-HPLC.

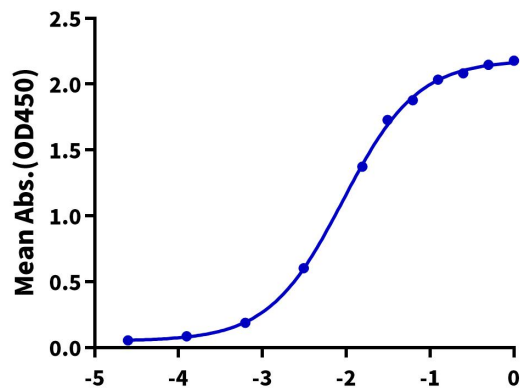
ELISA Data

Human Transferrin R, His Tag ELISA
0.5µg Human Transferrin R, His Tag Per Well



Immobilized Human Transferrin R, His Tag at 5µg/ml (100µl/well) on the plate. Dose response curve for Biotinylated Human Transferrin, His-Avi Tag with the EC50 of 20.8ng/ml determined by ELISA.

Human Transferrin R, His Tag ELISA
0.1µg Human Transferrin R, His Tag Per Well



Immobilized Human Transferrin R, His Tag at 1 µg/ml (100 µl/well) on the plate. Dose response curve for Anti-Transferrin R Antiboy, hFc Tag with the EC50 of 9.2 ng/ml determined by ELISA.

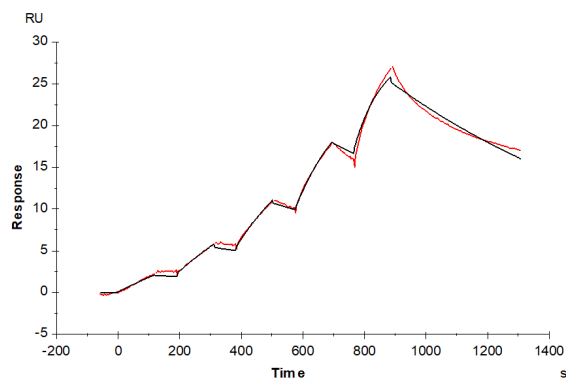
SPR Data

Human Transferrin R/CD71 Protein

Cat. No. TFR-HM401



Assay Data



Human Transferrin, His Tag immobilized on CM5 Chip can bind Human Transferrin R, His Tag with an affinity constant of 11.26 nM as determined in SPR assay (Biacore T200).